






















Progression in Skills - Handwriting (Letter Patter)








Letter Group		Printed Patter		Pre-Cursive Patter
Long Ladder Letter Family	l	straight down and flick		swoop, straight down and flick
	i	down and flick, give it a dot		swoop, down and flick, give it a dot
	u	down, under, up, down and flick		swoop, down, under, up, down and flick
	t	straight down, flick and across		swoop, straight down, flick and across
	y	down, under, up, down, down, give it a tail		swoop, down, under, up, down, down, give it a tail and loop
	j	down, down, give it a tail and dot		swoop, down, down, give it a tail, loop and dot
One-Armed Robot Letter Family	n	down, up and over		swoop, down, up and over
	m	down, up, down, up, down and flick		swoop, down, up, down, up, down and flick
	h	straight down, up, down and flick		swoop, straight down, up, down and flick
	k	straight down, up, loop, kick and flick		swoop, straight down, up, loop, kick and flick
	b	straight down, up and around		swoop, straight down, up, around and flick
	p	down, down, up and around		swoop, down, down, up, around and flick
	r	down, up and over		swoop, down, up and over
Curly Caterpillar Letter Family	c	over the top and round (curly 'c')		swoop, over the top and round (curly 'c')
	a	curly 'c', up, down and flick		swoop, curly 'c', up, down and flick
	d	curly 'c', straight up, down and flick		swoop, curly 'c', straight up, down and flick
	e	across and curly 'c'		swoop, across and curly 'c'
	s	curly 'c', and round the other way		swoop, curly 'c', round the other way and flick
	g	curly 'c', up, down, down, give it a tail		swoop, curly 'c', up, down, down, give it a tail and loop

		curly 'c', down, down, give it a tail and across		swoop, loop, down, down and loop
		curly 'c', up, down, down and kick		swoop, curly 'c', up, down, down and kick
		curly 'c', all the way around		swoop, curly 'c', all the way around and flick
Zig Zag Letter Family		across, down, across		swoop, across, down, across
		down and up		swoop, down, up and flick
		down, up, down, up		swoop, down, up, down, up and flick
		down, stop, down, stop		swoop, down, stop, down, stop

Number Formation

0		Make a loop, just like so, now you've made a 0 (zero).
1		Straight line down and then you are done, number 1 is fun!
2		Half a heart will never do, slide to the right, make a 2.
3		Around the tree, around the tree, that's the way to make a 3.
4		Down and across, down some more, that's the way to make a 4.

5		Make a hat, make his back, and make five's tummy round and fat.
6		Make a 'C' and in you go, now you've made a 6, you know.
7		Across the top and drop down low, you've made a seven, there we go.
8		Make an 's', then shut the gate, that's the way to make an 8.
9		Number 9 - circle and line, that's the way to make a 9!